

## Girl Scouts of Hawai`i Camp Paumalu, Island of O`ahu



**Overview:** Camp Paumalu is located on the forested ridges of a picturesque 135-acre site overlooking Oahu's north shore. Paumalu is located 3 miles above Sunset Beach. The camp includes 4 self-contained sites as well as several central camp facilities (kitchen, dining area, health center, craft hut, and pool). The site's 4 units provide sleeping accommodations for approximately 145 - 150 people.

**Directions:** From Honolulu via Haleiwa, the road to camp is located off Kamehameha Highway, two streets past the Sunset Beach store. Turn right (mauka) at Comsat Rd. There are 2 gates you must pass through to access the camp property. Please relock gates after entering. The gate combination will be given to you the week before going to camp. **NOTE: Speed Limit is 10 mph.**

From Honolulu via Laie, the road is located on the left, approximately 3.2 miles past the entrance to Turtle Bay. Turn left (mauka) at Comsat Rd and follow the road.

**"Entire Camp":** Rental of the entire camp allows for usage of all 4 units, the Dining Hall/Lodge, Kitchen, Craft Hut, and Health Center. The Pool is available for use for an additional charge.

**Units:** Each unit is self-contained, providing sleeping shelters, an outdoor cooking area, luas (no-flush toilets), cold water showers, a flag pole, a covered program area (unit lodge). Units have no electricity.

**Unit 1 Makaha (Gateway)** accommodates 53 people (closest to main camp area)

- Unit Lodge-open shelter, covered barbecue, tables, stools
- 6 screened in concrete shelters (ground level) with tin roofs (sleeps 8)
- 1 canvas platform tent (sleeps 5) with metal cots and mattresses
- 4 luas (no-flush toilets), 2 cold water showers

**Unit 2 Kani Ka Pila (On with the Music)**, accommodates 30 people

- Unit Lodge-closed in shelter with indoor fireplace, tables, stools
- 6 canvas platform tents (sleeps 5) with metal cots and mattresses
- 4 luas (no-flush toilets), 2 cold water showers

**Unit 3 Kolehale (House of Stars)** accommodates 30 people

- Unit Lodge-closed in shelter with indoor fireplace, tables, stools
- 6 canvas platform tents (sleeps 5) with metal cots and mattresses
- 4 luas (no-flush toilets), 2 cold water showers

**Unit 4 Lani Ko Luna (Heaven Above Us)**, accommodates 32 people (furthest from main camp)

- Unit Lodge- open shelter with indoor fireplace, tables, stools
- 4 wooden shelters (sleeps 8) with sleeping shelves and mattresses
- 4 luas (no-flush toilets), 2 cold water showers

Fire buckets and brooms are provided for all units, but all cleaning supplies, toilet paper, Clorox, etc., must be provided by the campers. Each unit has a propane lantern provided for a lua light only.

### **Additional facilities:**

**Dining Hall/Lodge**-large, covered (open-air on 2 sides) dining area contains tables and stools to seat 130-150. Electricity is available.

**Lodge Area Bathrooms**-adjacent to the kitchen and lodge. It is a large handicapped accessible bathroom bldg. for use with lodge and kitchen rental. Building consists of facilities for both men and women. "Staff" bathrooms (1 men's, 1 women's) have sink, toilet, and warm water shower.

**Kitchen**-includes 2 commercial ranges and ovens, commercial dishwasher, refrigeration, utensils and table service for approximately 130-150. Walk-in freezer space available upon request. Electricity is available. Not available on weekends unless "entire camp" is rented.

**Craft Hut**-area for indoor crafts, stories, and meetings. Contains tables, stools, running water and electricity. Groups must provide their own supplies, accommodates 20-25 comfortably.

**Health Center**-3 small rooms with electricity, bathroom and warm shower, includes 6 metal cots with mattresses. Not available on weekends unless "entire camp" is rented. One canvas platform tent adjacent to Health Center (sleeps 5) may be used in conjunction with Health Center

**Central Showers/Pool**-small, square, 18x36 pool, 1 toilet, 2 cold water showers at pool. All groups must provide their own certified lifeguard. No swimming (adult or child) is permitted without a certified lifeguard on duty at the pool. Adjacent to the pool area are 2 bathroom/shower buildings. One building has a handicapped accessible toilet and shower plus 4 additional warm water showers and 1 toilet. The other building has 4 warm water showers, 2 toilets and a separate "staff" bathroom with sink, toilet and shower.

### **Features to Consider:**

1. Camp Paumalu is at the end of a one-lane dirt road. It is approximately 20 minutes to the main highway. The location is not appropriate for groups interested in tourist activities in Honolulu. Honolulu is an hour and a half drive from camp.
2. The nearest emergency facility is at Kahuku Hospital, 293-9221. All emergency transportation is the responsibility of the user group. All user groups should have a certified lifesaver/CPR person with them at all times. No swimming (adult or child) permitted without certified lifeguard on duty at pool.
3. The nearest fire station is Sunset Beach Fire Station, call 911.
4. Some bus companies will not bring their buses to camp.
5. All vehicles must be parked in parking lot. Driving on camp service roads is prohibited (except "emergency car" in case of emergency). Contact the Ranger in this case.
6. Carts are available to haul equipment to the unit. Children are not allowed in the carts at any time.
7. Units are isolated (one from another) to insure privacy between groups.
8. Hiking trails are available for short and long hikes.
9. Guava, strawberry, and lilikoi are profuse in season for your enjoyment.
10. No live plants may be dug up or cut without permission.
11. Night skies undisturbed by city lights are wonderful for stargazing.
12. Camp units and facilities will be checked after your departure for cleanliness, property damage, and any infringement of the rules. Future use of the camp may be jeopardized should camp rules be broken.
13. Garbage: please place garbage/trash in appropriate receptacles provided for your use. Ranger will collect trash.





## General Rules for ALL Girl Scouts of Hawai'i Campsites (Non-Girl Scout Users)

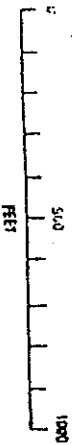
Direct requests for use of Girl Scouts of Hawai'i Camps are to the following:

**Camp Paumalu**, Girl Scouts of Hawai'i Office, 420 Wyllye St., Honolulu, HI 96817, 808-595-8400  
**Camp Piihola**, Maui Girl Scout Service Center, 200 B Liholiho St., Wailuku, HI 96793, 808-244-3744  
**Camp Kilohana**, East Hawaii Girl Scout Service Center, 16-105 Opukahaia St., Keaau, HI 96749, 808-966-9376

1. All non-Girl Scout user groups using our campsites must provide the Council with a Certificate of Insurance for three million dollars (\$3,000,000.00) naming the Girl Scouts of Hawai'i as additional insured.
2. **ALL VEHICLES must be parked in the parking lot. DRIVING ON CAMP SERVICE ROADS IS NOT PERMITTED!**
3. The Girl Scouts of Hawai'i is not responsible for any personal property brought to camp.
4. Property, including trees and shrubs, shall not be damaged, defaced, or removed.
5. Report all damages or inoperative equipment to the Ranger or to the local Girl Scout Service Center.
6. Conservation of lights and water is expected. Please be especially careful of running hoses and toilets. Please check to see that all lights are turned off before departing.
7. Beds and other furniture are not to be moved without permission, and if permitted-must be replaced before leaving.
8. Telephone is **EMERGENCY PHONE SERVICE ONLY**. Cellular phones are recommended for user groups.
9. Firearms, explosives and unauthorized animals are prohibited on camp property.
10. No fires can be built except in designated areas. No fires should be left unattended. User groups must bring their own firewood.
11. All user groups are responsible for the behavior of their members. Observance of a reasonable "taps" hour is expected.
12. Due to fire danger, the use of mosquito coils and gas/propane lanterns in shelters are prohibited. Smoking is also prohibited.
13. Gambling, alcoholic beverages, possession and/or use of narcotics are absolutely prohibited on camp property.

14. User groups will be expected to keep facilities clean while using them and to leave the camp clean upon departure.
15. All user groups are responsible for the supervision and behavior of their participants.
16. All user groups are responsible to provide first aid, emergency care, and emergency transportation if needed by their group. The camp and the Girl Scouts of Hawai'i will not be liable for a claim of damage or injuries to persons or property, either directly or indirectly, arising out of the use of the camp facilities.
17. All user groups are responsible to supervise any "specialized recreational activities"-activities whose safe conduct requires supervision by persons with the specialized training and experience to make judgments concerning equipment, procedures, and safety considerations (i.e. rope courses, archery, gymnastics, bicycling, model rocketry).
18. All user groups should provide an orientation to the camp's safety procedures and regulations to include swimming (if applicable), search and rescue, medical emergencies, hurricane, etc.
19. Hazards can be found anywhere. Each user group needs to be cautious when hiking away from camp. Any known hazards within camp will be marked with yellow construction tape. These areas are dangerous and should be avoided.
20. User groups are expected to keep facilities clean while using them and to leave the camp clean upon departure.

**Mahalo for your cooperation**



LANI KO LUNA  
(Unit 4)

KANI KA PILA  
(Unit 2)

KOLEHALE  
(Unit 3)

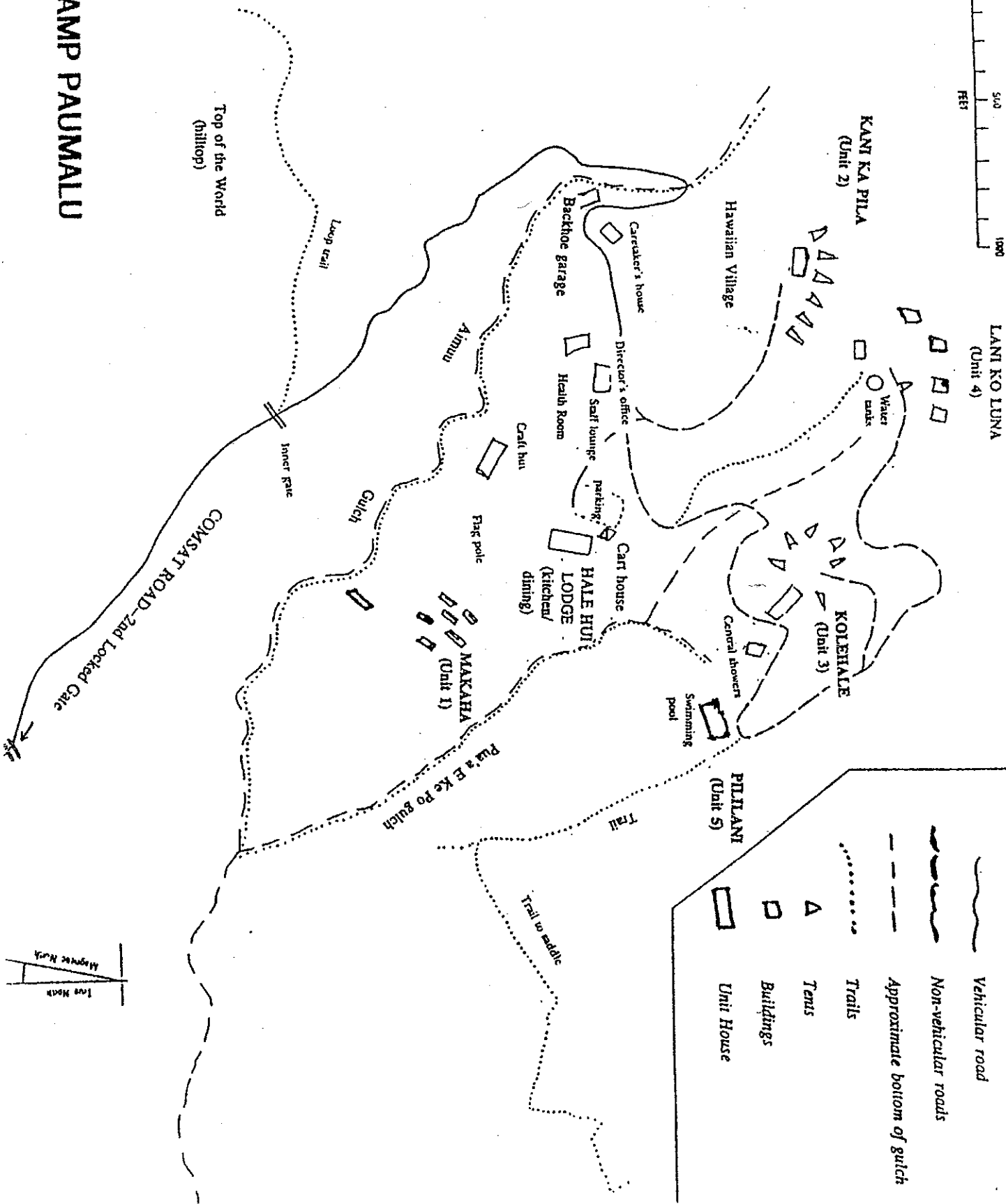
PULIANI  
(Unit 5)

HALE HUI  
LODGE  
(Kitchen/  
dining)

MAKAHA  
(Unit 1)

# CAMP PAUMALU

Top of the World  
(hilltop)



Vehicular road

Non-vehicular roads


Approximate bottom of gulch

Trails

Tents

Buildings

Unit House



## Girl Scout Council of Hawaii

### Guide to Marked Trails at Camp Paumalu

We currently have seven (7) marked trails for troops/groups to enjoy. Each Trail has been labeled with 2 x 4 brown posts topped with white paint (for visibility) and an orange number. The trails are marked at the beginning and at the end with these posts. The trail routes are marked with pink pieces of tape.

**Trail #1: Bambi's Trail** – Begins by Unit II luas. Goes into gulch and connects with Trail #3. Comes out by the road beyond Ranger's house.

**Trail #2: Hawaiian Village** – As you are leaving camp on the main road, the Hawaiian Village trail marker begins at the first bend in the road below the caretaker's house. Good hiking trail, not overgrown. This area was inhabited many years ago. The old home sites display a wide variety of plants and trees (e.g. kukui nut, guava, ti plants, coffee). The trail is fairly flat. The trail ends at our property line. Return on same trail to the beginning.  
20 minutes.

**Trail #3: Gulch Trail between main road and Unit I** – (beyond Hawaiian Village) – Down the road beyond the Hawaiian Village. Look for a trail marker on left side of the road just before the banana grove. Trail follows gulch; can return on side trail to behind Health Center or continue and come out of gulch just below Unit I.  
1 hour.

**Trail #4: Rope Trail** – Good hiking. Start below Unit I (Makaha) and continue on to the road beyond the pool (between the pool and Unit V). Sometimes muddy and may have mosquitoes. Can start trail from the pool site and end up at Unit I. 45 Minutes.

**Trail #5: Gulch Trail to Eucalyptus Grove** – Begins to the right of the road just beyond the pool (50 yds.). May be muddy and have mosquitoes. Possible overnight primitive camping at grove. Suggest checking out site before planning an overnight trip.  
1 hour.

**Trail #6: Saddle Trail to Trail #5** – Begins at the concrete fire circle near Unit V (Primitive Site). Follow markers to the fence then down to connect with #5. Return on same trail or follow #5. No water.  
45 minutes.

**Trail #7: Lodge to Pool** – Begins on shortcut down to Unit I from Lodge.  
20 minutes.

**Note:** In attempting any hike around camp or anywhere else, check with *Safety Wise* under "Hiking and Backpacking Activity Checkpoints." If planning to camp overnight, it is strongly recommended that someone visit the site before actual campout.